

Tactical team training for emergencies.

[CRISIS SIMULATOR]



FLASHGROUP

Training of Emergency Services

Introduction

Start training today.

Flashgroup Academy brings immersive, realistic, and scenario-driven learning to any location. It requires no large training grounds, heavy logistics, or multi-day preparation.





Out with the old, in with the **new.**

Imagine Training...

Multidisciplinary coordination in complex operations



Navigating energy transition challenges in new tech



Fire safety protocols for realistic emergency scenarios



Proper use of equipment in operational environments



Hazardous material procedures without exposure risks



Team communication under pressure



Benefits of simulation

Why it is a **great addition** to traditional training.

Countless emergency scenarios simply cannot be effectively executed using traditional training methods. Logistical challenges, high costs, and the need for repeated practice often make these critical exercises difficult to achieve. With Flashgroup, teams can practice and perfect their responses within the safety of their own workspace. **Over and over again.**



Veiligheidsregio Rijnmond

Maurice de Beer

Duty Officer

Flashgroup offers a significant advantage as it transcends the constraints of time, location, environment, and risk, allowing for training anywhere and anytime.



Veiligheidsregio Rijnmond

Pieter van Wijk

Teacher

From the basic principles of firefighting and beyond, the Academy Kit is used in crew training. It is especially effective to practice process steps and promote communication.

Why immersive training is no longer optional.

Each incident brings its own dynamics and variables under pressure. Effective action depends on preparation that goes beyond routine drills alone.

While traditional training remains essential, not every operational scenario can be regularly practiced in the physical world. Immersive learning strengthens existing training programs by expanding what teams can prepare for, allowing them to train vital operational scenarios that would otherwise be too costly, dangerous, or logistically challenging to conduct in reality.

1 Train for incidents you cannot recreate physically

Complex incidents, high-risk events, weather variations, hazardous materials, multidisciplinary operations. These are the realities responders face. With our simulator, teams can train all of them without having to weigh realism against cost, logistics, or operational downtime.

2 Create consistency in training quality

The expertise of the instructor stays at the heart of every session. Every team, every station, and every location can access the same high-quality scenarios and learning outcomes, without being limited by facilities, availability, or equipment.

3 Strengthen teamwork across disciplines

Emergency operations are rarely solo efforts. Immersive training enables firefighters, police, EMS, and defense personnel to practice coordinated response, improving communication, role clarity, and trust.

4 Learn safely, over and over again

Errors become opportunities for learning, not operational risks. With structured After-Action Review, trainees can revisit their decisions, understand their impact, and adapt faster than in any physical drill.

5 Train more often, with fewer limitations

Virtual environments remove barriers like weather, space, staffing, materials, and travel. Whether at the station, the academy, or on-site, teams can revisit scenarios as many times as needed, each run offering new nuance and challenge. That is the power of repetition without repetition.

This is why emergency services now make immersive learning an integral part of their training routine. And why your team should, too.

Competence categories.

1 Leadership, Teamwork & Communication

2 Situational Awareness & Decision-Making

3 Tactical & Operational Competencies

4 Technical Proficiency & Equipment Handling

5 Medical Competencies

6 Personal Safety & Defensive Skills



Academy

Complete Plug-and-Train Multidisciplinary Training System.

Our complete training system comes in a robust portable case designed for convenience and mobility. Turn any space into a training ground in a matter of minutes. This case contains everything you need to start your training session.

Plug-and-Train Design for Fast Setup



Case with Built-In Computer and Touchscreen



Meta Quest 3 VR Headsets for Up to 6 Trainees



Professional Equipment Replicas (Optional)



Stable, Safe Wi-Fi Connection with SIM (Optional)



External Screen Connectivity with HDMI



Proprietary Software with Quarterly Updates



Direct Support from Technical Experts



Nozzle.

[REPLICA]



Mechanical replica based on the
low-pressure automatic nozzle.

Handgun.

[REPLICA]



Mechanical replica designed to match the weight and balance of a handgun.



Train together

Train with up to **six**
responders in real-time.

Teamwork is crucial in emergencies, and multiplayer training allows responders to practice it in real-time. First responders can interact, collaborate, and make decisions together in simulated scenarios.

Flashgroup enables participants to train side by side, improving communication and coordination.

Train together

Multidisciplinary training, more accessible than ever.

Coordination between different services is essential. Firefighters, first aid, and law enforcement all work together. Therefore, multidisciplinary training is essential for optimal teamwork.

Flashgroup created the only platform in the world capable of providing multidisciplinary emergency training, allowing disciplines to train together. **Whenever and wherever.**



Lesson packages


Keep track of your progress.

Our solution comes with lesson packages designed for specific profile competencies. For instance, one course focuses on the energy transition, covering critical topics such as electric vehicles and solar panels.

These targeted lesson packages assure that your team is equipped with the knowledge and skills required to tackle the latest industry challenges.



Convenience Store



Metro Station



Suburban Neighborhood




Condo



Underground Carpark



Farm



Office



Solar Park



and many more

Improve your skills one step at a time.



Chapter 1 Introduction

Start with the essentials.



Chapter 2 Battery Fires

Learn everything about EV fires.



Chapter 3 Solar Panels

Hazardous situations with solar panels.



Chapter 4 ESS

Practice procedures for ESS fires.

After-Action Review (AAR)

Evaluate your teams' every move.

The After-Action Review enables you to pause, replay, and change perspectives during the evaluation process.

Highlight crucial moments, identify areas for improvement, and guarantee maximum learning.



Scenario Evaluation

Lesson 5
House Fires
21-11-24

Details Report

Fires ▾

Fire, Kitchen ▾

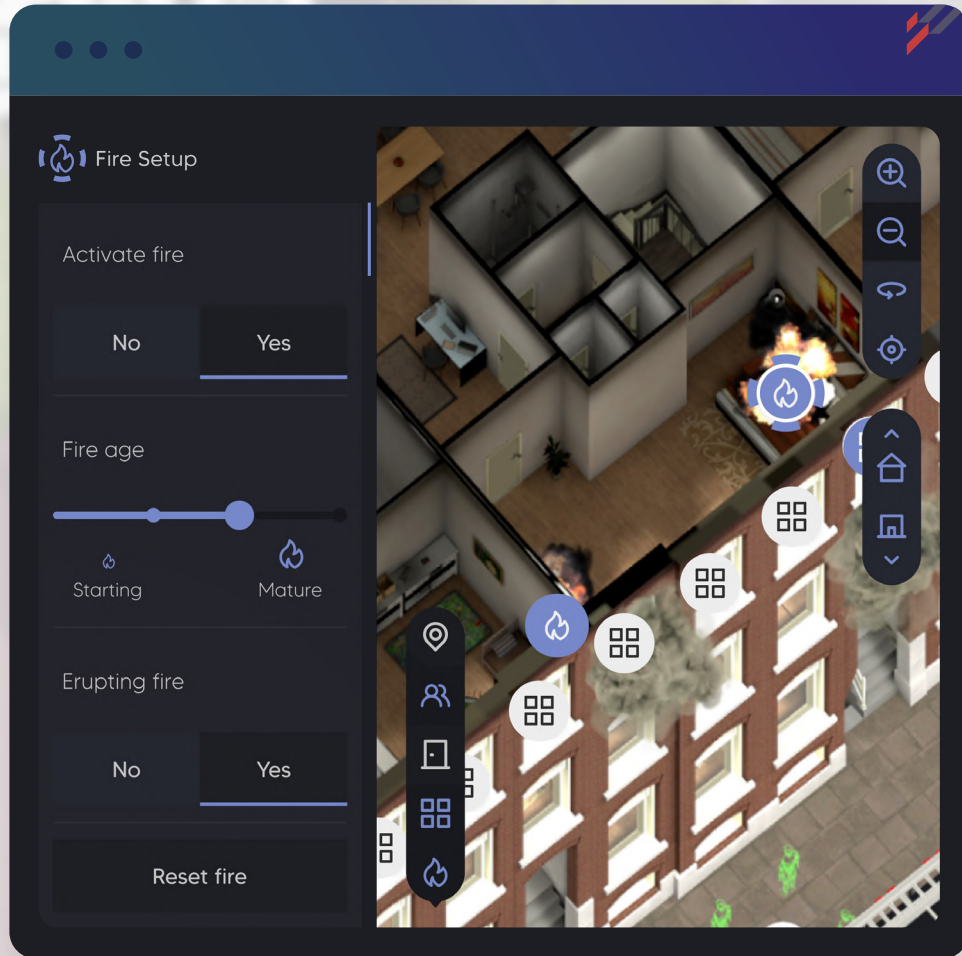
- ✓ Coordinate team
- ✓ Place smokestopper
- ✗ Communicate steps

Fire, First Floor ▲

00:11 01:01

⏏ ⏸ ⏪ ⏩ 🔍 🔥

Handcraft your own emergencies.



Scenario Creator

Create your own lessons.

Additionally, with our Scenario Creator tool, you can create your own custom scenarios that match your unique training needs. With this tool, you can choose all kinds of environments, objectives, hazards, and more. You can even control where victims are placed, which doors or windows are open, and adjust how smoke and fire develop in real-time, providing a highly adaptable training experience that meets the specific demands of your team.



Create together

Tailored to your needs.

Our platform is constantly updated and customized based on user input, ensuring localized content that meets your specific training requirements. We listen to our users and implement changes to keep your training relevant and effective.



Fire Rescue Service of the Czech Republic

Jan Holeček

































Firefighter

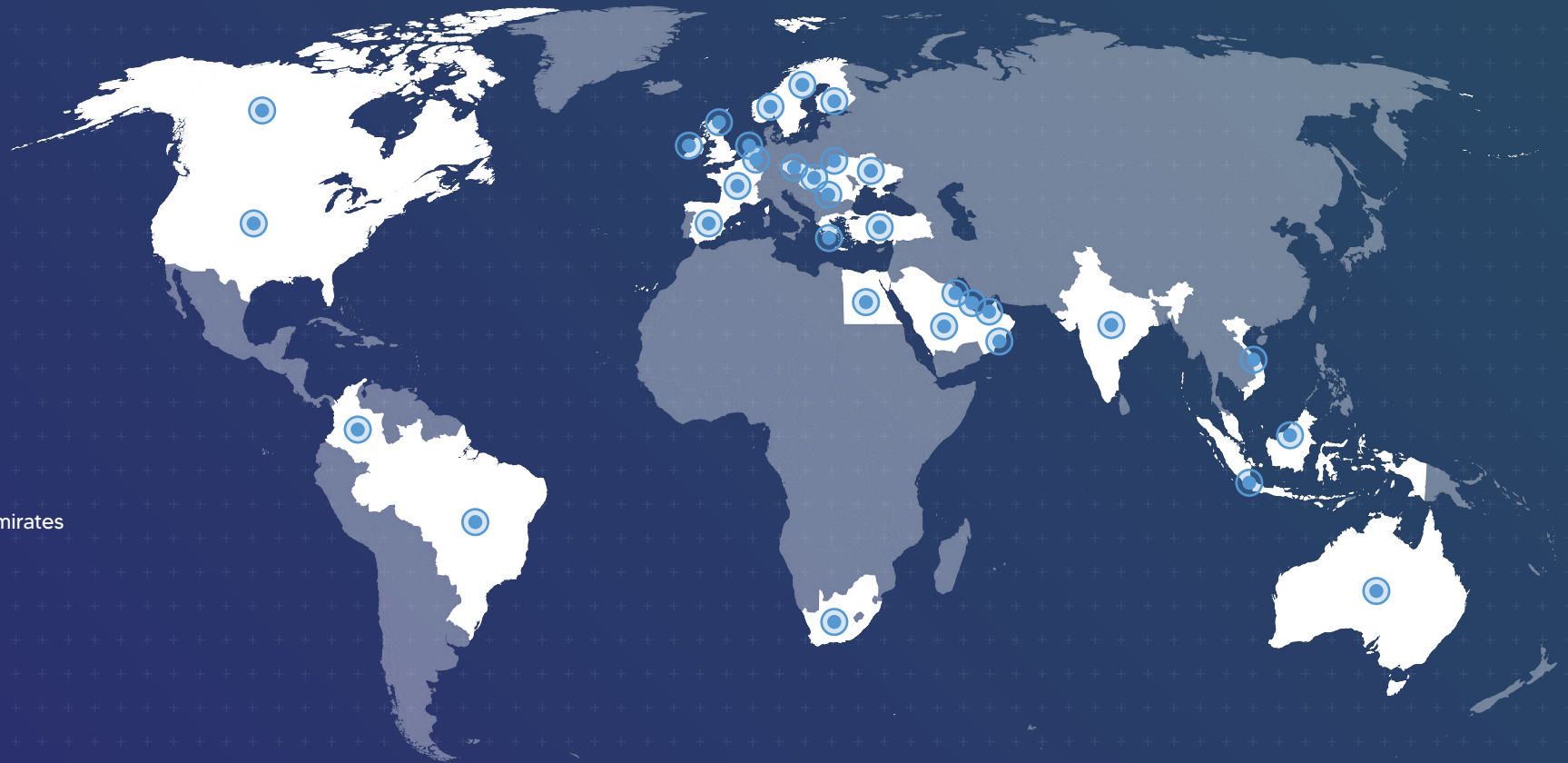
I was pretty amazed with how this works together, with a lot of headsets. It's an interesting way to train and try something new; make mistakes that in real life can be lethal and learn from them the easy way.



Our ever-expanding distributor network.

With operations in more than 30 countries, Flashgroup has an active presence on every continent across the globe.

-  Ireland
-  United Kingdom
-  Belgium
-  The Netherlands
-  France
-  Norway
-  Sweden
-  Finland
-  Spain
-  Czechia
-  Slovakia
-  Hungary
-  Romania
-  Greece
-  Ukraine
-  Turkey
-  Canada
-  United States
-  Colombia
-  Brazil
-  Egypt
-  South Africa
-  Saudi Arabia
-  Bahrain
-  United Arab Emirates
-  Oman
-  Qatar
-  India
-  Malaysia
-  Indonesia
-  Vietnam
-  Australia



Book your demo now

We are here for
those who protect us.

Experience our training solutions by booking a free demonstration with Flashgroup. Discover how our technology integrates with real-world scenarios to deliver a hands-on, realistic, and collaborative training environment across a wide range of emergency disciplines.



FlashgroupXR.com/Book-Demo



In it together

Get the support you need.

We offer multi-language support, ensuring that you always have the help you need. Our platform receives quarterly updates driven by user feedback which is quality-checked by our in-house support and maintenance team.

Visit support



Contact sales

✉ Email
sales@flashgroupxr.com

📞 Phone
+318 506 417 32

🌐 Website
flashgroupxr.com

Contact support

✉ Email
support@flashgroupxr.com

📞 Phone
+318 508 068 23

🌐 Website
support.flashgroupxr.com